

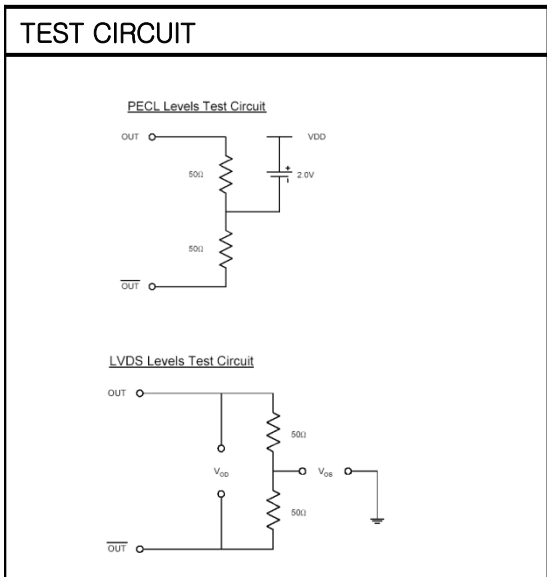
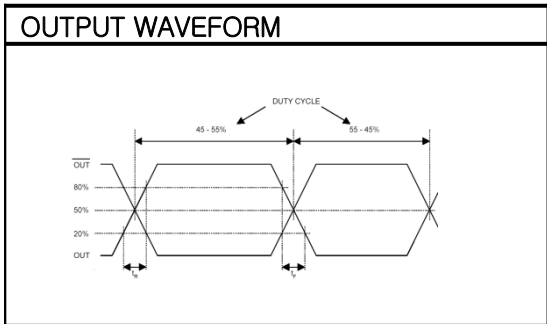
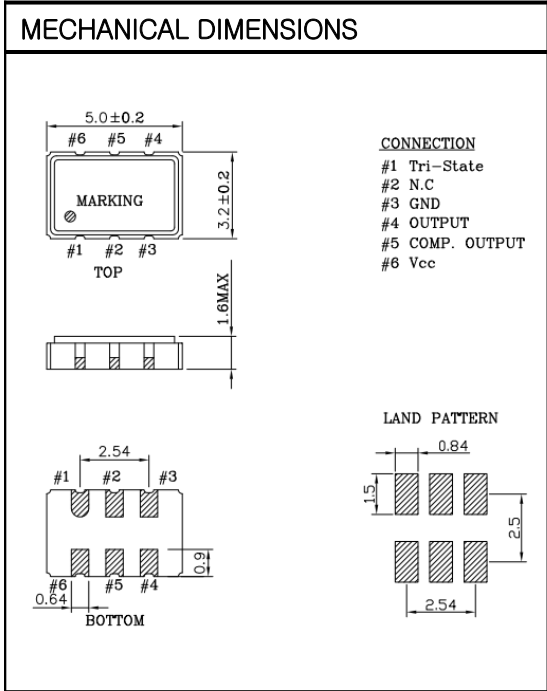
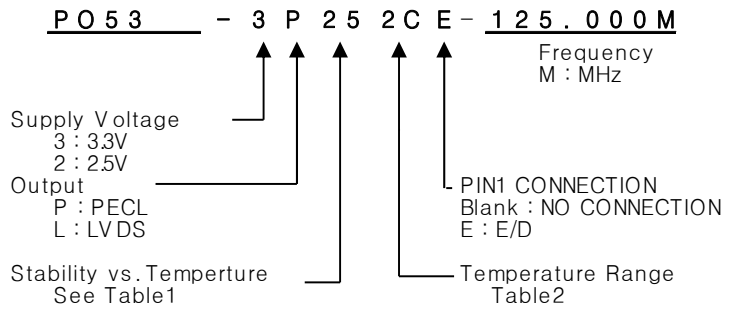
OSC

PO53 Series

PECL/LVDS

6PAD SMD PACKAGE

* PART NUMBERING GUIDE



ELECTRICAL SPECIFICATION

Frequency range	100.000MHz to 160.000MHz All combination of Frequency range Vs. Package type can not be available ,please contact factory																		
Frequency Stability vs. Temperature vs. Aging	±25 ppm to ±50ppm ±3.0 ppm max/ year																		
Temperature Range Operating Storage	See Table 2 -55°C to 125°C																		
Supply Voltage	3.3V ± 10% / 2.5V ± 10%																		
Input Current 3.3 V , 5V	80mA max																		
Output characteristics	<table border="1"> <thead> <tr> <th></th> <th>pecl</th> <th>lvds</th> </tr> </thead> <tbody> <tr> <td>Voh Logic "1"</td> <td>Vdd-1.025v min.</td> <td>1.6V max.</td> </tr> <tr> <td>Vol Logic "0"</td> <td>Vdd-1.620v max.</td> <td>0.9V min.</td> </tr> <tr> <td>Rise Time Tr</td> <td>2.0 nsec max.</td> <td>2.0 nsec max.</td> </tr> <tr> <td>Fall Time Tf</td> <td>2.0 nsec max.</td> <td>2.0 nsec max.</td> </tr> <tr> <td>Duty Cycle</td> <td>50//50 ± 5%</td> <td>50//50 ± 5%</td> </tr> </tbody> </table>		pecl	lvds	Voh Logic "1"	Vdd-1.025v min.	1.6V max.	Vol Logic "0"	Vdd-1.620v max.	0.9V min.	Rise Time Tr	2.0 nsec max.	2.0 nsec max.	Fall Time Tf	2.0 nsec max.	2.0 nsec max.	Duty Cycle	50//50 ± 5%	50//50 ± 5%
	pecl	lvds																	
Voh Logic "1"	Vdd-1.025v min.	1.6V max.																	
Vol Logic "0"	Vdd-1.620v max.	0.9V min.																	
Rise Time Tr	2.0 nsec max.	2.0 nsec max.																	
Fall Time Tf	2.0 nsec max.	2.0 nsec max.																	
Duty Cycle	50//50 ± 5%	50//50 ± 5%																	
Phase Jitter (12KHz ~ 20MHz)	1.0 psec RMS max.																		
Pin 1 Tri-State Input Voltage	<table border="1"> <thead> <tr> <th>No Connection</th> <th>Enable Output</th> </tr> </thead> <tbody> <tr> <td>Vh ≥ 0.7 Vdc</td> <td>Enable Output</td> </tr> <tr> <td>Vi ≤ 0.3 Vdc</td> <td>Disable Output</td> </tr> </tbody> </table>	No Connection	Enable Output	Vh ≥ 0.7 Vdc	Enable Output	Vi ≤ 0.3 Vdc	Disable Output												
No Connection	Enable Output																		
Vh ≥ 0.7 Vdc	Enable Output																		
Vi ≤ 0.3 Vdc	Disable Output																		

ENVIROMENTAL & MECHANICAL SPECIFICATION

Shock	MIL-STD-883C, Method 2002, Condition B
Vibration	MIL-STD-883C, Method 2007, Condition A
Solderability	MIL-STD-883C, Method 2003
Seal integrity	MIL-STD-883C, Method 1014, Condition C & A2
Marking	MIL-STD-202F, Method 215

TABLE1

Symbol	Stability
25	± 25ppm
30	± 30ppm
50	± 50ppm

TABLE2

Symbol	Temp.	Symbol	Temp.
0	0°C	A	50°C
1	-10°C	B	60°C
2	-20°C	C	70°C
3	-30°C	D	75°C
4	-40°C	E	80°C
		F	85°C