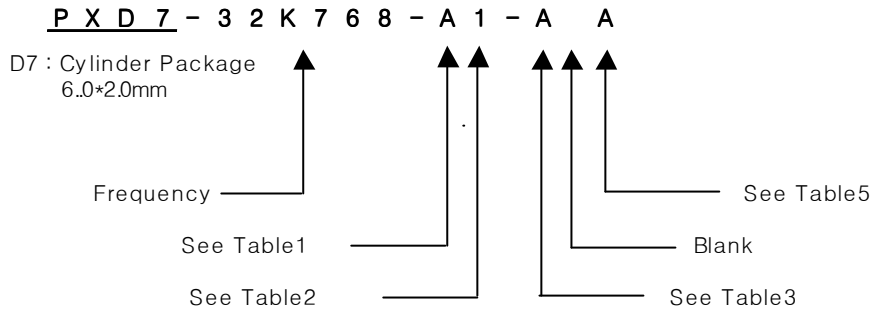


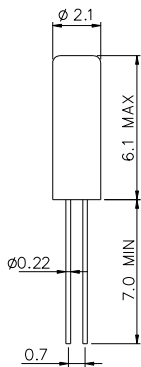
# X-TAL

## PXD7 : Tuning Fork DIP PACKAGE

### \* PART NUMBERING GUIDE



#### MECHANICAL DIMENSIONS



#### ELECTRICAL SPECIFICATION

Frequency Range	32.768KHz
Load Capacitance(CL)	See Table1
Oscillation Mode	See Table2
Frequency Tolerance at 25°C (RT)	±20.0ppm to ±50.0ppm See Table3
Temperature Coefficient	-0.04ppm/°C
Temperature Range Operating (TR) Storage	See Table 5 -20°C to 70°C
Series Resistance(ESR)	45k $\Omega$ max
Drive Level(DL)	1.0 $\mu$ W max
Shunt Capacitance(C0)	1.8pF max
Aging	±3.0ppm per year max
Insulation Resistance(IR)	500M $\Omega$ min at 100Vdc

Frequency-Temperature Curve

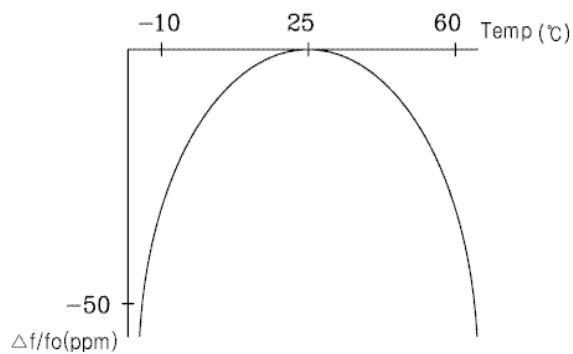


Table1		Table2		Table3		Table4		Table5	
Load Capacitance		Oscillation Mode		Frequency Tolerance		Frequency Stability		Operating Temp. Range	
Symbol	CL(pF)	Symbol	Mode	Symbol	RT(ppm)	Symbol	TC(ppm)	Symbol	TR(°C)
A	12.5	1	FUND	A	±20			A	-10~+60
				B	±30				
				C	±50				