

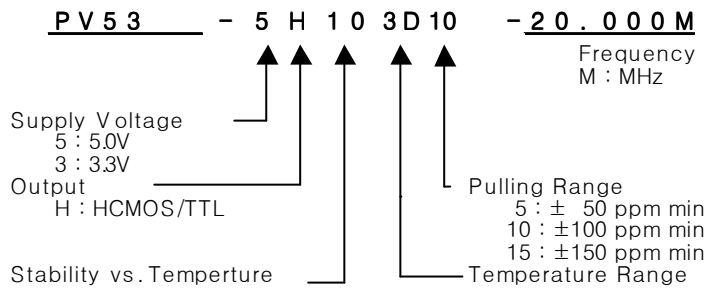
VCXO

PV53 Series

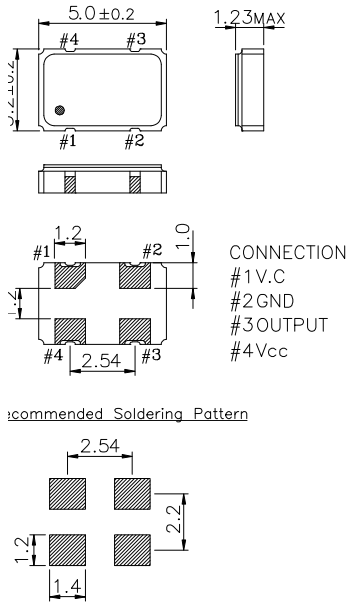
HCMOS/TTL

4PAD SMD PACKAGE

* PART NUMBERING GUIDE



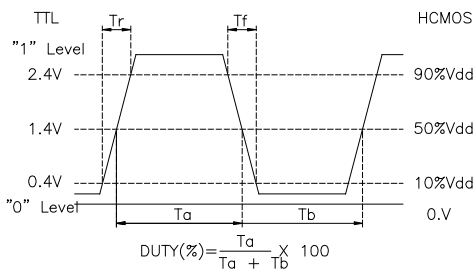
MECHANICAL DIMENSIONS



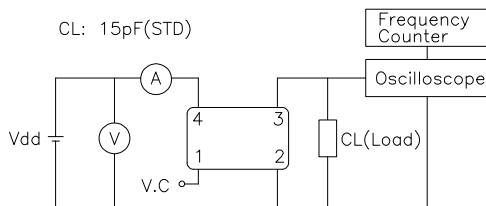
ELECTRICAL SPECIFICATION

Frequency range	1.5440MHz to 77.760MHz All combination of Frequency range Vs. Package type might not be available ,please contact factory	
Frequency Stability vs. Temperature vs. Aging	± 10 ppm to ±50ppm ±3.0 ppm max/ year	
Temperature Range Operating Storage	See Table 2 -55°C to 105°C	
Supply Voltage	3.3V ± 5% 5.0V ± 5%	
Input Current 3.3 V , 5V	1.544MHz 10mA max	77.760MHz 60mA max
Output characteristics HCMOS / TTL	HCMOS Logic "1" 90% Vdd min Logic "1" 10% Vdd max Load 15pF Duty Cycle 40/60 Rise & Fall 10nS max	TTL 2.4V min 0.4V min 10TTL 40/60 10nS max
Pull Characteristics		
Pulling Range	±50ppm / ±100 / ±150 ppm min	
Control Range	1.65V ± 1.5V (Vdd : 3.3V) 2.5V ± 2.5V (Vdd : 5.0V)	

OUTPUT WAVEFORM



TEST CIRCUIT



ENVIROMENTAL & MECHANICAL SPECIFICATION

Shock	MIL-STD-883C, Method 2002, Condition B
Vibration	MIL-STD-883C, Method 2007, Condition A
Solderability	MIL-STD-883C, Method 2003
Seal integrity	MIL-STD-883C, Method 1014, Condition C & A2
Marking	MIL-STD-202F, Method 215

TABLE1

Symbol	Stability
10	± 10ppm
15	± 15ppm
20	± 20ppm
30	± 30ppm
50	± 50ppm
100	±100ppm

TABLE2

Symbol	Temp.	Symbol	Temp.
0	0°C	A	50°C
1	-10°C	B	60°C
2	-20°C	C	70°C
3	-30°C	D	75°C
4	-40°C	E	80°C
		F	85°C