

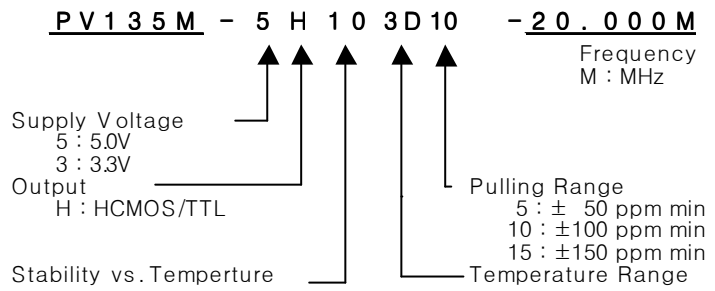
VCXO

PV135M Series

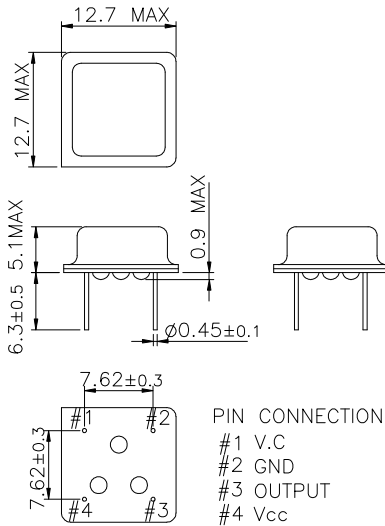
HCMOS/TTL

8PIN DIP PACKAGE

* PART NUMBERING GUIDE



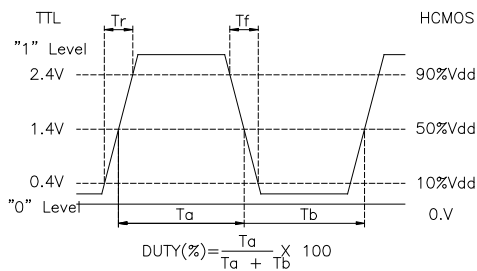
MECHANICAL DIMENSIONS



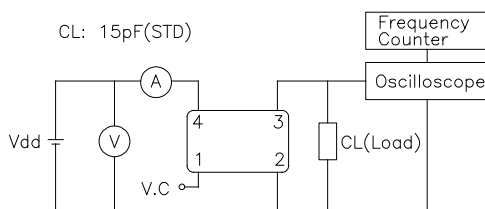
ELECTRICAL SPECIFICATION

Frequency range	1.000KHz to 800.000MHz All combination of Frequency range Vs. Package type might not be available ,please contact factory	
Frequency Stability vs. Temperature vs. Aging	± 10 ppm to ±50ppm ±3.0 ppm max/ year	
Temperature Range Operating Storage	See Table 2 -55°C to 105°C	
Supply Voltage	3.3V ± 5% 5.0V ± 5%	
Input Current	24.000MHz ~ 800.000MHz 25mA max ~ 100mA max	
Output characteristics HCMOS / TTL	HCMOS	TTL
Logic "1"	90% Vdd min	2.4V min
Logic "1"	10% Vdd max	0.4V min
Load	15pF	10TTL
Duty Cycle	40/60	40/60
Rise & Fall	10nS max	10nS max
Pull Characteristics		
Pulling Range	±50ppm / ±100 / ±150 ppm min Wide pulling range : contact company	
Control Range	1.65V ± 1.5V (Vdd : 3.3V) 2.5V ± 2.5V (Vdd : 5.0V)	

OUTPUT WAVEFORM



TEST CIRCUIT



ENVIROMENTAL & MECHANICAL SPECIFICATION

Shock	MIL-STD-883C, Method 2002, Condition B
Vibration	MIL-STD-883C, Method 2007, Condition A
Solderability	MIL-STD-883C, Method 2003
Seal integrity	MIL-STD-883C, Method 1014, Condition C & A2
Marking	MIL-STD-202F, Method 215

TABLE1

Symbol	Stability
10	± 10ppm
15	± 15ppm
20	± 20ppm
30	± 30ppm
50	± 50ppm
100	±100ppm

TABLE2

Symbol	Temp.	Symbol	Temp.
0	0°C	A	50°C
1	-10°C	B	60°C
2	-20°C	C	70°C
3	-30°C	D	75°C
4	-40°C	E	80°C
		F	85°C